

















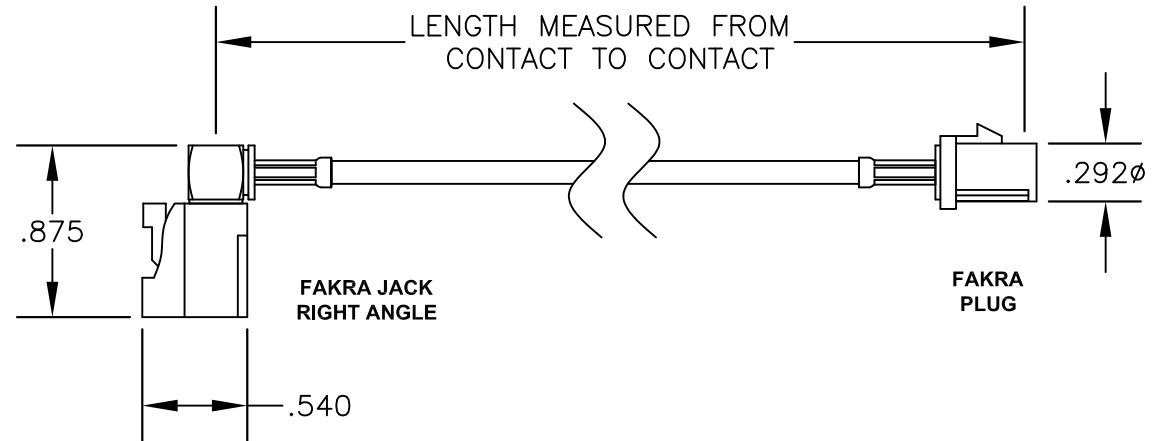
COMPONENTS	IMPEDANCE
FAKRA JACK RIGHT ANGLE	50 OHM
FAKRA PLUG	50 OHM
RG174A/U	50 OHM

Standard Lengths	
-30	30CM
-60	60CM
-90	90CM
-120	120CM
-150	150CM
-XX	Custom Length centimeters

Part Configurator

1. Replace Y with code.
2. Replace XX with length in inches.

CODING	JACK	PLUG	COLOR	APPLICATION
A			BLACK	RADIO WITH PHANTOM SUPPLY
B			WHITE	RADIO WITHOUT PHANTOM SUPPLY
C			BLUE	GPS; TELEMATICS OR NAVIGATION
D			BORDEAUX	GSM; CELLULAR PHONE
H			VIOLET	GPS; TELEMATICS AND NAVIGATION
I			BEIGE	BLUETOOTH
K			CURRY	RADIO WITH IF OUTPUT (ANTENNA DIVERSITY)
Z			WATER BLUE	NEUTRAL CODING



superbat

Shenzhen Superbat Electronics Co., Ltd.

TEL: 86-755-25614980

Mail box: info@superbatrf.com

Web site: <http://www.superbatrf.com>

Address:

7th Floor Comprehensive Building, Jiang Hao Technology

Industrial Park, Ji hua Rd, ShenZhen, GD, China 518129

RF Cable Assemblies

DWG TITLE:

AC-F03IRJ-F03ISP-174-30

DES. FAKRA JACK RIGHT ANGLE TO FAKRA PLUG,
RG174A/U COAX

Notes:

1. Unless otherwise specified all dimensions are nominal
2. All specifications are subject to change without notice at any time.
3. Dimensions are in inches.
4. Length tolerance is $\pm 1.5\%$ or $\pm 0.96\text{cm}$, whichever is greater.